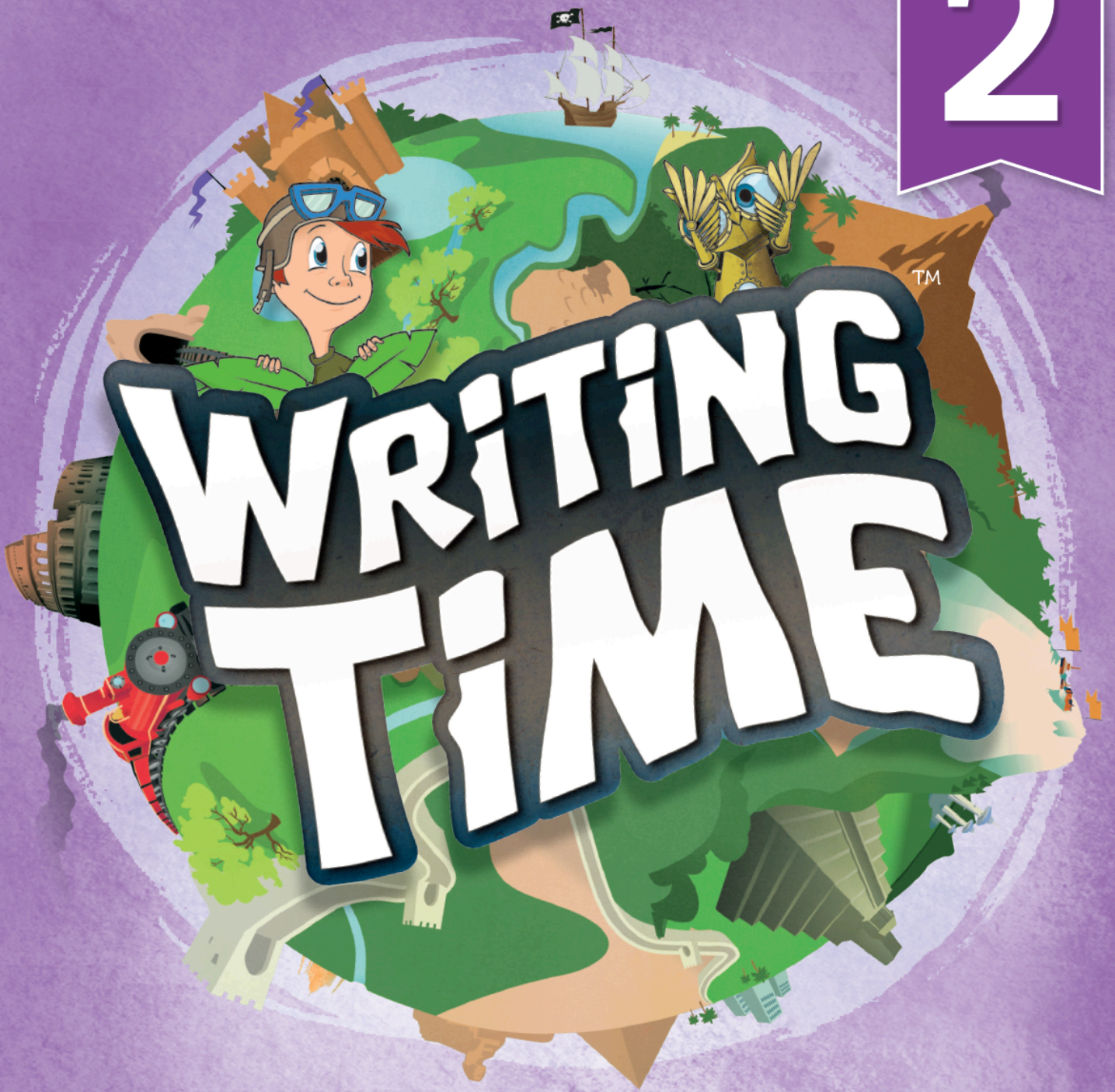


2



Adventures in handwriting

Queensland Modern Cursive


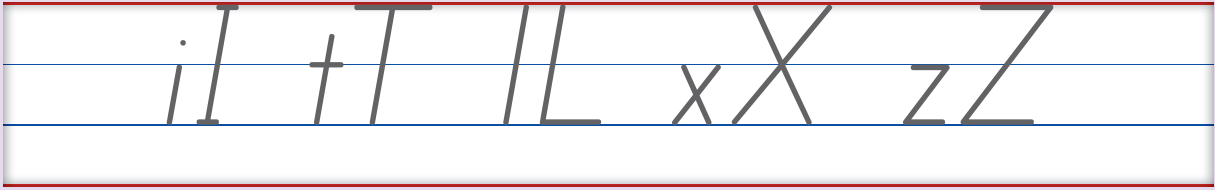


Writing Time 2 Contents


Writing Time Adventure Passport	1
Letters and Joins Map	2
Revision	
<hr/>	
Line Letters <i>i, t, l, x, z</i>	4
Anticlockwise Letters <i>u, v, w</i>	6
Anticlockwise Letters <i>a, d, q, o, e, c, f</i>	8
Clockwise Letters <i>n, m, h, k, r</i>	10
Clockwise Letters <i>p, b, j,</i>	12
Directional Change Letters <i>s, g, y</i>	14
Exits and Entries	
<hr/>	
Exits	15
<i>a, c, e, d, l, t, h, k</i>	16
Numerals to 100	24
Rounded Entries	25
<i>n, m, r, x</i>	26
Numerals to 100	32
Pointed Entries	33
<i>i, j, p, u, v, w, y</i>	34
Letters That Change	41
<i>f, z</i>	42
Letters That Don't Change	45
<i>b, g, o, q, s</i>	46
Numerals to 150	48

Joins	
<hr/>	
Introduction to Joins	49
Diagonal Joins	50
Horizontal Joins	58
Letters That Don't Join	62
Assessment	
<hr/>	
Line and Anticlockwise Letters	64
Clockwise and Directional Change Letters	65
Exits	66
Rounded Entries	67
Pointed Entries	68
Letters That Change	69
Letters That Don't Change	70
Numerals	71
Posture, Paper Position and Pencil Grip	72

Visit writingtimeonline.com.au for handwriting assessment tools, classroom resources and more.

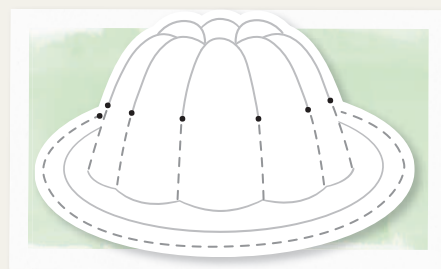


Trace and copy.



Trace and copy Ivan's favourite foods.


1. lime jelly



2. hot chilli pizza



3. mixed lollies



4. banana split



Trace and copy.

Ivan zips through the water

doing all sorts of exciting tricks.


Exits

a c e d l t h k





Exit strokes are like fish hooks. They curve away from the letter.



Trace.

Track.


Trace and colour.



These letters change when we add exits.

a → *a* *h* → *h* *k* → *k* *l* → *l*


Trace and add the exits.



We lift the crossbar
when we add an
exit to *t*.

t → *t*

Trace and add the exits.



Find and trace the head and body letters *d, l, t, h, k*, in the pirate faces.



Trace and copy the head and body letters.

Tracing practice for the letters *d, l, h, k*. Each row features a small owl illustration on the left, followed by four examples of the letter in blue cursive on a four-line grid. The first row is for 'd', the second for 'l', the third for 'h', and the fourth for 'k'. Each row has a series of dots on the top line to indicate starting points for copying the letter.

Trace and copy.

Tracing practice for letter pairs *lt, hk, th, ld*. Each row shows three examples of the pair in blue cursive on a four-line grid, followed by a series of dots on the top line for copying. The rows are: *lt*, *hk*, *th*, and *ld*.

Trace and complete each word by adding *sea* and *tea*.

sea

shell

sick

gull

water

tea

cup

cake

pot

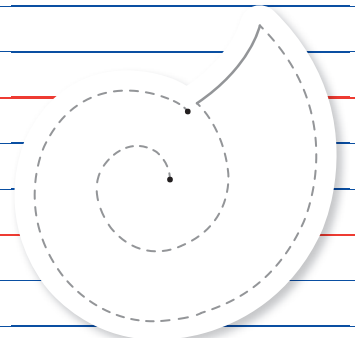
spoon



Trace, copy and say the tongue twister.

She sells seashells at the

seashore.




Read the clues and complete the crossword.

Down

- 1. a precious metal
- 4. opposite of young
- 5. to carry

Across

- 2. past tense of sell
- 3. opposite of hot
- 6. past tense of tell

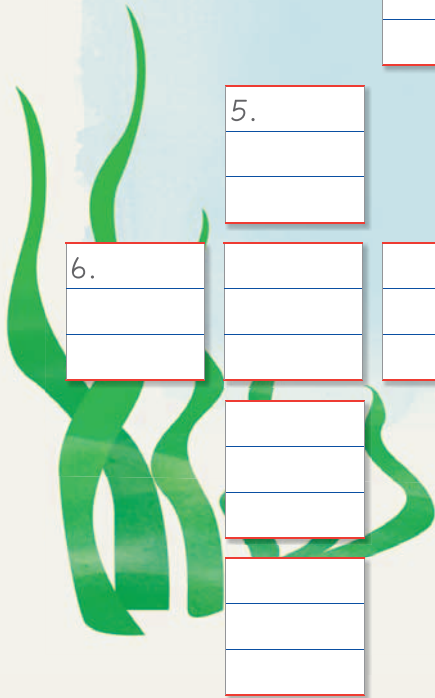


1.

2.

s	o	l	d


3.	4.		



5.	

6.			

hold	told
old	gold
<u>sold</u>	cold



Trace and copy.

Yo-ho-ho! Peg leg Jack stole
 the gold. He'll not be back!

Use a diagonal line to join exits to the rounded entry letters *m, n, r, x, z*.

a *m* → *a* *m* → *am*

a c d e h i k l m n t u x + m n r x z

Trace and copy the joins. Do not lift your pencil.

Handwriting practice lines for tracing and copying joins. Each line contains two examples of a join followed by four dots for starting points. The joins shown are: *an*, *am*, *ar*, *ax*, *az*.

Trace. Focus on the red joins.

Tracing practice for the sentence: "Sam the man has an amazing campervan." The words "amazing" and "campervan" are written in red, while the other words are in blue.

Trace the design on the campervan.

Trace and design your own campervan.

Two illustrations of a campervan. The left one is a solid line drawing with dashed lines for tracing. The right one is a dashed line drawing for tracing and coloring.

Trace and copy the joins. Do not lift your pencil.

un un .	er er .
um um .	dr dr .
ur ur .	tr tr .

Trace the list. Focus on the red joins.

Things to do at the beach:

1. go surfing
2. go swimming
3. try relaxing
4. strum a guitar
5. dance on the sand
6. eat hamburgers
7. find treasure.

